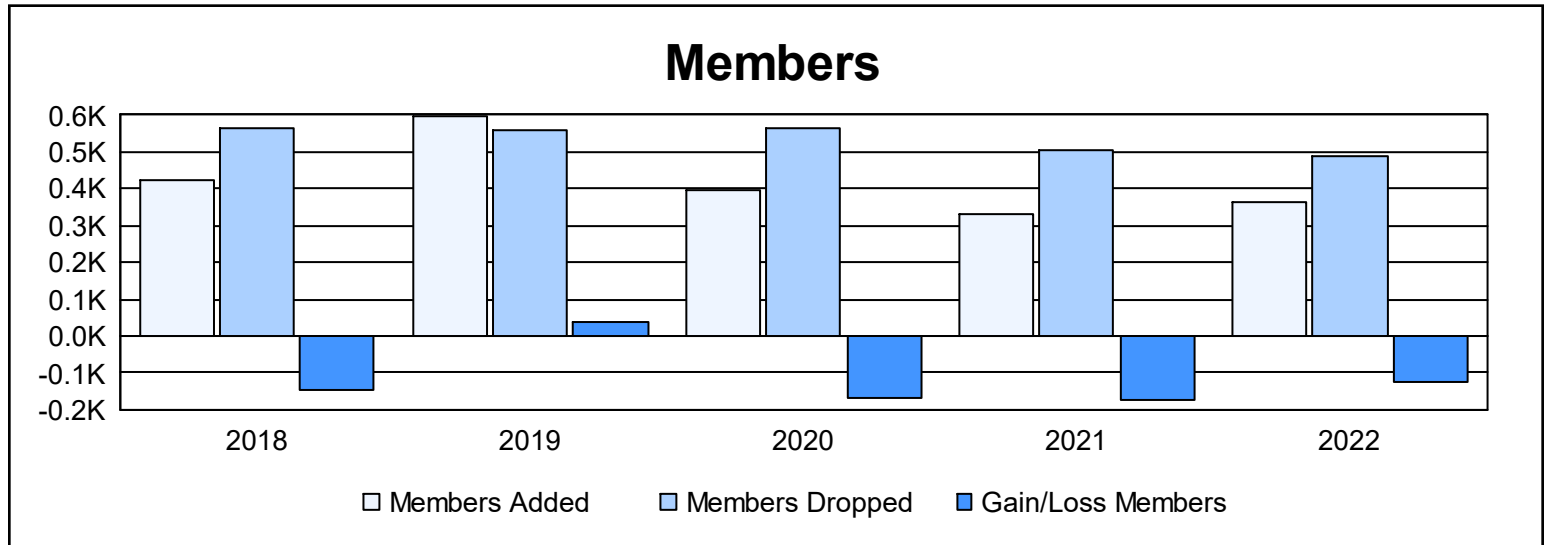
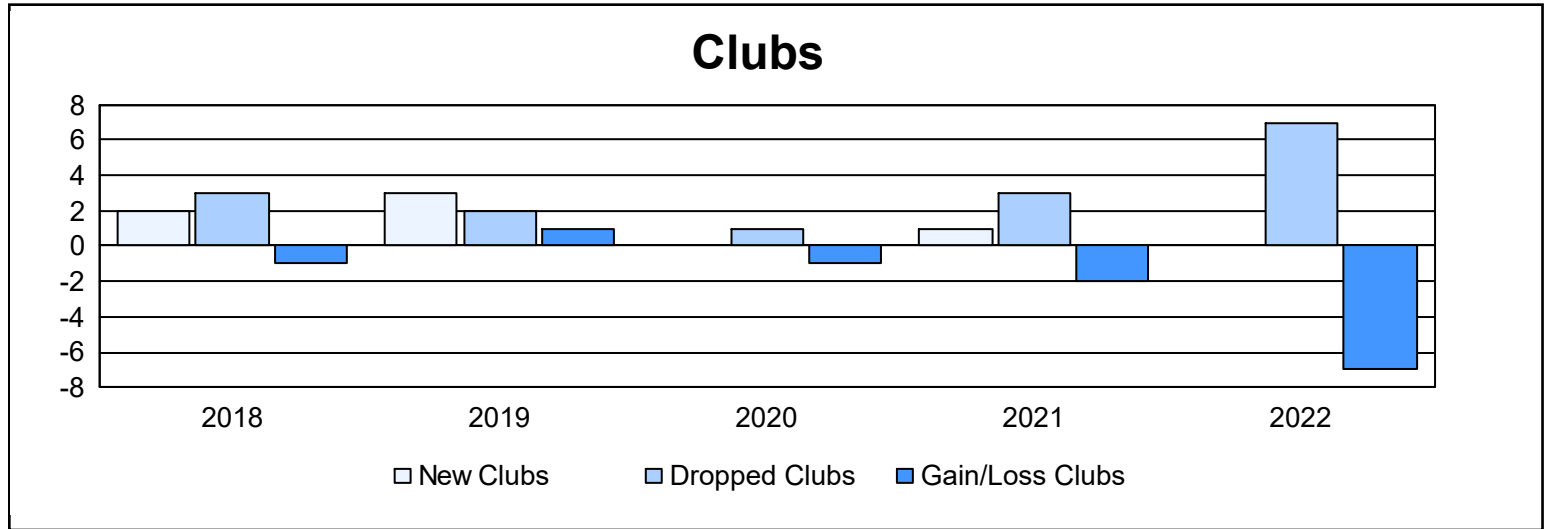
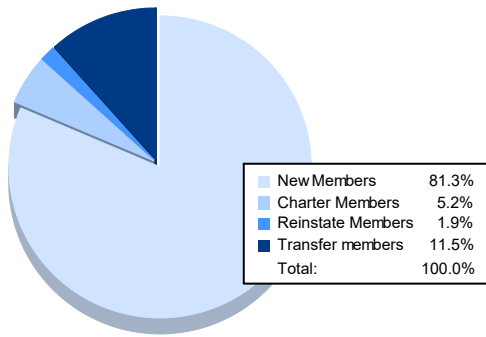


Year	New Clubs	Dropped Clubs	Gain/ Loss Clubs	New Members	Charter Members	Reinstate Members	Transfer Members	Total Member Added	Total Members Dropped	Gain/ Loss Members
2017-2018	2	3	-1	303	59	10	51	423	567	-144
2018-2019	3	2	1	449	83	20	46	598	561	37
2019-2020	0	1	-1	319	8	14	53	394	563	-169
2020-2021	1	3	-2	177	38	86	29	330	504	-174
2021-2022	0	7	-7	296	19	7	42	364	489	-125
<b>Average</b>	<b>1</b>	<b>3</b>	<b>-2</b>	<b>309</b>	<b>41</b>	<b>27</b>	<b>44</b>	<b>422</b>	<b>537</b>	<b>-115</b>



### Membership Composition June 2022 Cumulative



### Gender Composition June 2022 Cumulative

